
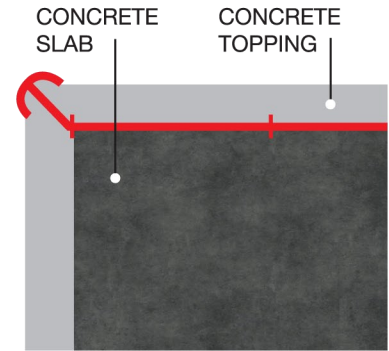


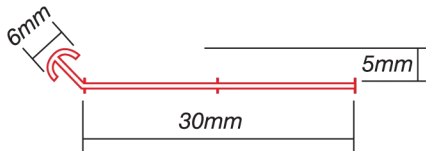
# Corner Bead Profile 45°



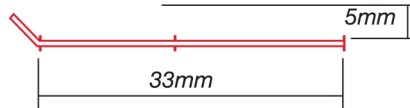
The Corner Bead Profile 45° is perfect for creating near perfect and correct curves. By using this profile, it doesn't take a high-skilled worker to get that smooth and perfect arch or bend.



**BP1** CORNER BEAD FIN WITH HEAD 5MM



**BP2** CORNER BEAD PROFILE FIN WITHOUT HEAD 5MM



**BP3** TILE TRIM PROFILE FIN WITH HEAD 10MM(45°)

